

Just five suggestions. But they are the basic elements of a sound, reasonable, and effective water conservation program for you, your family, your friends — everyone. Don't let water go to waste. Do your part to use water wisely.

# 5

## BASIC WAYS TO CONSERVE WATER


©1989 American Water Works Association  
Catalog No. 70014

Printed on Recycled Paper

### Be Water-Wise

Everyone wants to help conserve valuable resources. And water is one of the most valuable there is. We couldn't live without it.


But what can an individual — or a single family — do to help? The answer is in these five simple suggestions. Follow them and you'll be water-wise, not wasteful.




Check every faucet in your home for leaks. Just a slow drip can waste 15 to 20 gallons a day. Fix it and you save almost 6,000 gallons a year.

# 2.

Put a bit of food coloring in each toilet tank. Without flushing, watch for a few minutes to see if the color shows up in the bowl. It's not uncommon to lose up to 100 gallons a day from one of these otherwise invisible toilet leaks. And that's more than 30,000 gallons a year!



# 3.



Don't shower too long or fill the tub too full. Five minutes for showering and about five inches in the tub is plenty.

# 4.



Try to use automatic dish and clothes washing machines with full loads only. Even when the machines feature short cycles, you're being more efficient with your water when there are enough dirty things for a full load.

# 5.

Most importantly, water your lawn and garden with good sense. Do it early or late, not in midday heat. Avoid windy days. See that water goes where it should, not on sidewalks or driveways. Stick a spade in the ground now and then to see that water is getting down deep. A good soaking encourages good root systems. But remember this: A single lawn sprinkler spraying five gallons per minute uses 50% more water in just one hour than a combination of ten toilet flushes, two 5-minute showers, two dishwasher loads and a full load of clothes. So be sensible. Check with local lawn/garden experts for best results, and check local watering regulations.